

IMPORTANT! PLEASE READ BEFORE USE

Cartridge should be stored at or conditioned to 18°C - 23°C prior to use for best results

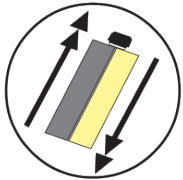


For most consistent mix, dispense with Albion B26 T600 ML or similar 26:1 thrust ratio dispensing gun. Lower thrust ratios can lead to less consistent results.

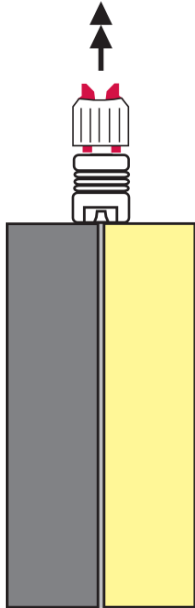
INSTRUCTIONS FOR USING CARTRIDGE UNIT

1

SHAKE WELL BEFORE USE
45 seconds+



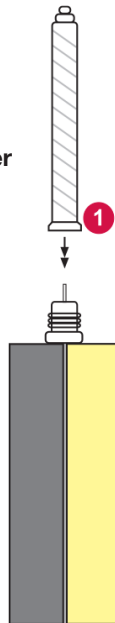
Unscrew lock nut and pull plug out



2

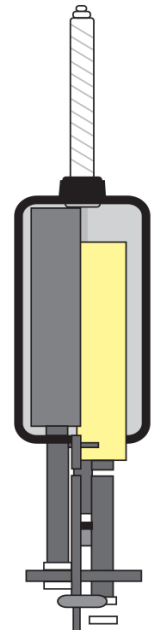
Place static mixer onto neck of cartridge.

Screw lock nut over mixer and secure tightly



3

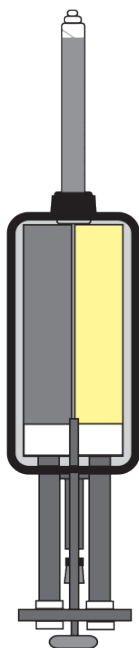

Pull back pistons in gun and securely load cartridge in cradle



4

IMPORTANT
Hold gun straight up at a 90° angle and slowly pull trigger to purge air from unit. Drive material to top of mixer.

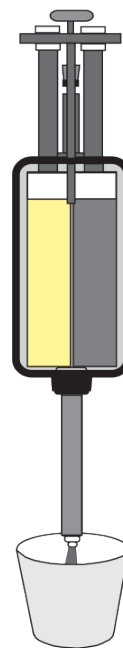
90°



5

Tilt gun down and squeeze 3-4 shots of material into a disposable cup, etc. until colour appears to be consistent.

IMPORTANT
Gun should remain tilted down whenever dispensing or when cartridge is being used - do not tilt gun up during use as partially mixed material may run back into cartridge!



Semi-Rigid Polyurea Joint Filler

600ML (300x300) Dual Cartridge



700 Great South Road, Penrose
P O Box 9826, Auckland, New Zealand
www.lesasystems.co.nz

Tel: 64 9 526 7136 Fax: 64 9 525 2139
Freephone: 0800 74 LESA (0800 74 5372)
Email: sales@lesasystems.co.nz