

IMPORTANT!
PLEASE READ BEFORE USE
 Cartridge should be kept at 18 °C
 for best results

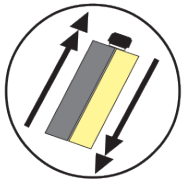


For most consistent mix, dispense with Albion B26 T600 ML or similar 26:1 thrust ratio dispensing gun. Lower thrust ratios can lead to less consistent results.


INSTRUCTIONS FOR USING CARTRIDGE UNIT

1

SHAKE WELL BEFORE USE

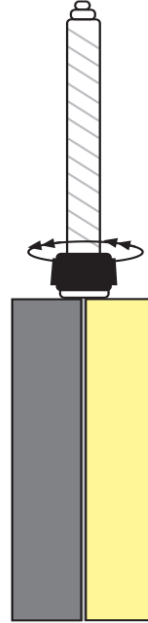


Unscrew locking nut and remove D caps



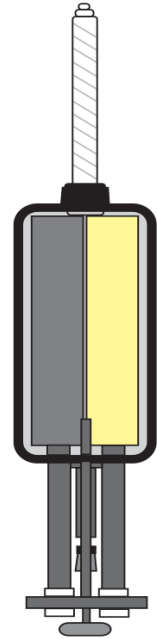
2

Place static mixer over cartridge neck and secure tightly with locking nut





3

Pull back pistons in gun and securely load cartridge in cradle



4

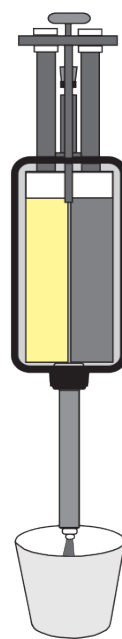
IMPORTANT
 Hold gun straight up at a 90° angle and slowly pull trigger to purge air from unit. Drive material to top of mixer.



5

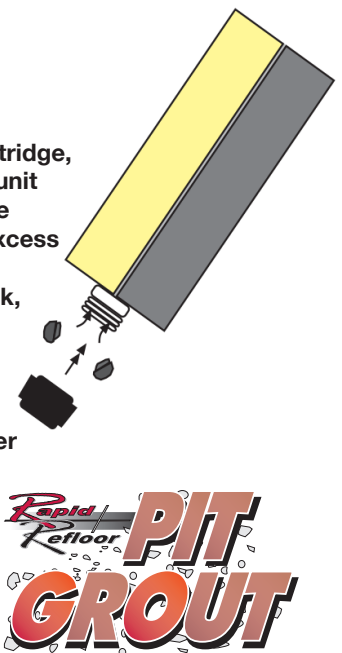
Tilt gun down and squeeze first 2-3 shots of material into a disposable cup, etc.

IMPORTANT
 Gun should be tilted down whenever dispensing or when cartridge is being used.



6

To re-use cartridge, tilt cartridge unit down, remove mixer wipe excess material off cartridge neck, then replace D-caps and screw on lock nut. Use new mixer with next application.



700 Great South Road, Penrose
 P O Box 9826, Auckland, New Zealand
www.lesasystems.co.nz

Tel: 64 9 526 7136 Fax: 64 9 525 2139
 Freephone: 0800 74 LESAs (0800 74 5372)
 Email: sales@lesasystems.co.nz